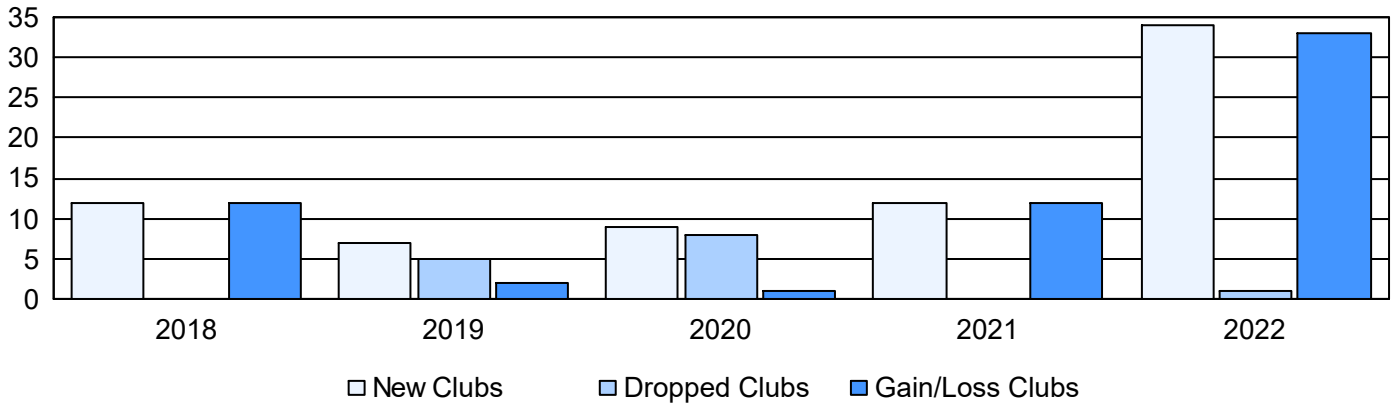
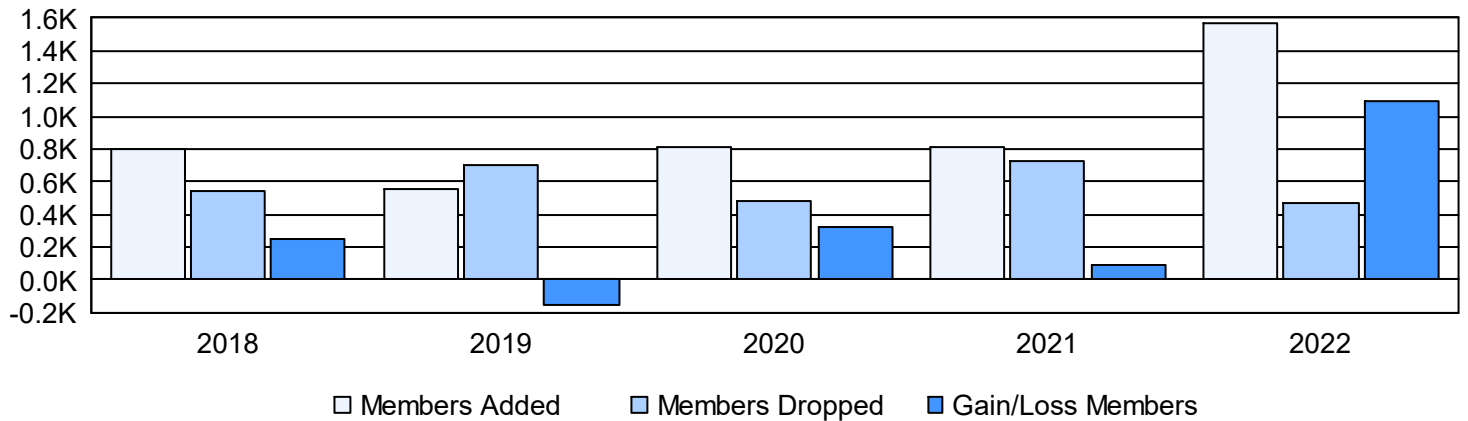


Year	New Clubs	Dropped Clubs	Gain/ Loss Clubs	New Members	Charter Members	Reinstate Members	Transfer Members	Total Member Added	Total Members Dropped	Gain/ Loss Members
2017-2018	12	0	12	402	303	79	10	794	547	247
2018-2019	7	5	2	232	182	130	10	554	706	-152
2019-2020	9	8	1	504	252	45	7	808	481	327
2020-2021	12	0	12	438	291	67	16	812	721	91
2021-2022	34	1	33	634	823	100	15	1,572	475	1,097
<b>Average</b>	<b>15</b>	<b>3</b>	<b>12</b>	<b>442</b>	<b>370</b>	<b>84</b>	<b>12</b>	<b>908</b>	<b>586</b>	<b>322</b>

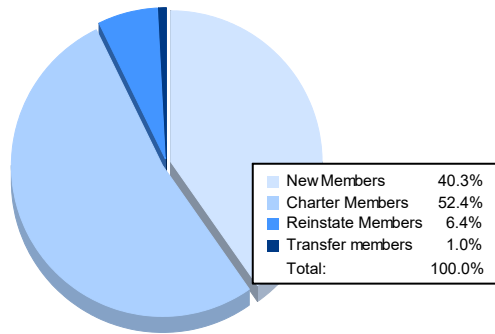
### Clubs



### Members



### Membership Composition June 2022 Cumulative



### Gender Composition June 2022 Cumulative

